

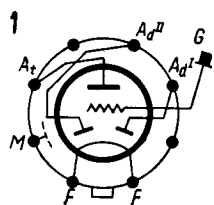
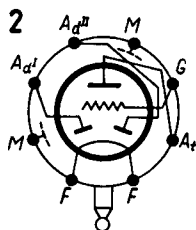


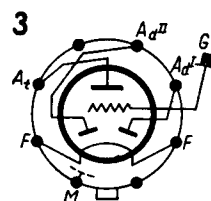
T.			U_f		U_a	U_g	I_a	S	R_i	μ	$I_a(\text{diod})$	P_a	
			V	A									V
DBC 21	eur	1	1,4	0,05	90	-0,5	1,4	0,85	29	25	0,2	0,3	
DBC 25	eur	2	1,4	0,05		120	-1,5	1,6	0,9	28			25
DBC 31	eur	3	1,4	0,05		135							
50 BC 1 D	Phl	1	1,4	0,05									



DBC21



DBC25



DBC31