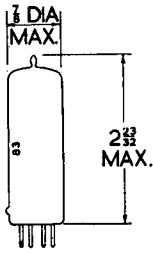
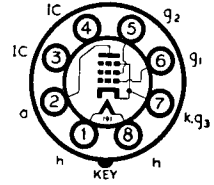


EL41
EL84

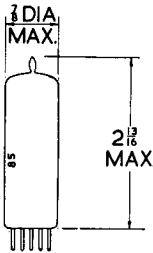
Replacement Type



TYPE EL41
POWER PENTODE

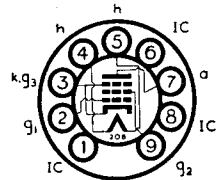


Heater Voltage	6.3 volts	Anode Current	36 mA
Heater Current	0.7 amp.	Screen Current	5.2 mA
Anode Voltage	250 volts	Mutual Conductance	10 mA/V
Screen Voltage	250 volts	Anode Load Impedance	7,000 Ω
Grid Voltage	-7 volts	Power Output (D _{tot} = 10%)	4.2 watts



Current Equipment Type

TYPE EL84
MINIATURE
OUTPUT PENTODE



Heater Voltage	6.3 volts	Screen (g ₂) Voltage	300 volts max.
Heater Current	0.76 amp.	Screen Dissipation (zero signal)	2 watts max.
Anode Voltage	300 volts max.	Screen Dissipation (max. signal)	4 watts max.
Anode Dissipation	12 watts max.	Cathode Current	65 mA max.

RATINGS

OPERATING CHARACTERISTICS

	Single Valve	Push Pull Class AB1
Anode Voltage	250	300 volts
Screen Voltage	250	300 volts
Control Grid Voltage	-7.3	— volts
Cathode Resistor	—	130 Ω
Anode Current	48	72 mA
Screen Current	5.5	8 mA
Mutual Conductance	11	— mA/V
Optimum Load	5.2	8.0 kΩ
Power Output (D _{TOT} = 10%)	5.7 watts	17 watts

INTER-ELECTRODE CAPACITANCES *

Input	11 pF	Control Grid to Anode	0.5 pF max.
Output	6 pF	Control Grid to Heater	0.25 pF max.

*With no external shield