

# SUBMINIATURE ELECTROMETER TRIODE

# ME1401

Subminiature electrometer triode with a grid current of  $10^{-13}$ A.

## FILAMENT

Suitable for d.c. operation only.

$V_f$	1.25	V
$I_f$	13	mA

## MOUNTING POSITION

Any

## CAPACITANCES

$C_{a-g}$	2.0	pF
$C_{g-f}$	0.6	pF
$C_{a-f}$	0.8	pF

## CHARACTERISTICS (All voltages are with respect to the negative end of the filament)

Measured at  $V_f = 1.25$ V,  $V_a = 9$ V,  $I_b = 100$  $\mu$ A

	Min.	Av.	Max.	
$V_g$	-2.0	-2.5	-3.75	V
$g_m$	70	80	90	$\mu$ A/V
$\mu_i$	1.7	2.0	2.7	
* $I_g$	—	$-8.5 \times 10^{-14}$	$-12.5 \times 10^{-14}$	A
† $V_g$ (crossover)	—	-1.3	-1.6	V
† $I_a$ (crossover)	160	—	—	$\mu$ A

\*The quoted grid current characteristics will only be obtained if the tube is operated in complete darkness.

†'Crossover' is the point at which the polarity of the grid current is reversed.

## LIMITING VALUES

$V_a$ max.	25	V
$I_a$ max.	250	$\mu$ A
$V_f$ limits	1.1 to 1.5	V

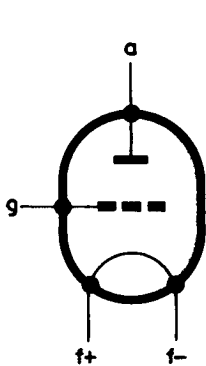
## OPERATING NOTES

1. In order to avoid excessive drift the filament voltage must be applied before the anode voltage.
2. To avoid contamination of the glass, the valve should not be removed from its protective envelope until it is fitted into the equipment.
3. Direct soldered connections to the leads of this valve must be at least 13mm from the seal, and any bending of the valve leads must be at least 1.5mm from the seal.

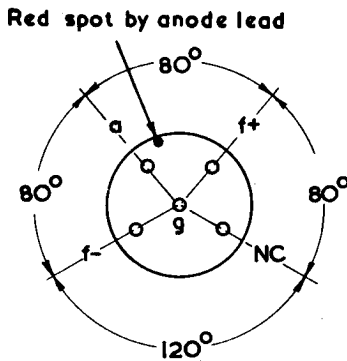
# ME1401

## SUBMINIATURE ELECTROMETER TRIODE

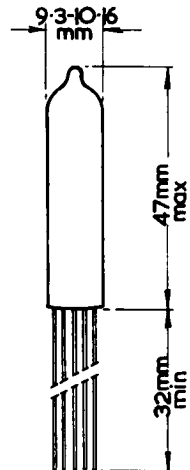
Subminiature electrometer triode with a grid current of  $10^{-13}$ A.



4377



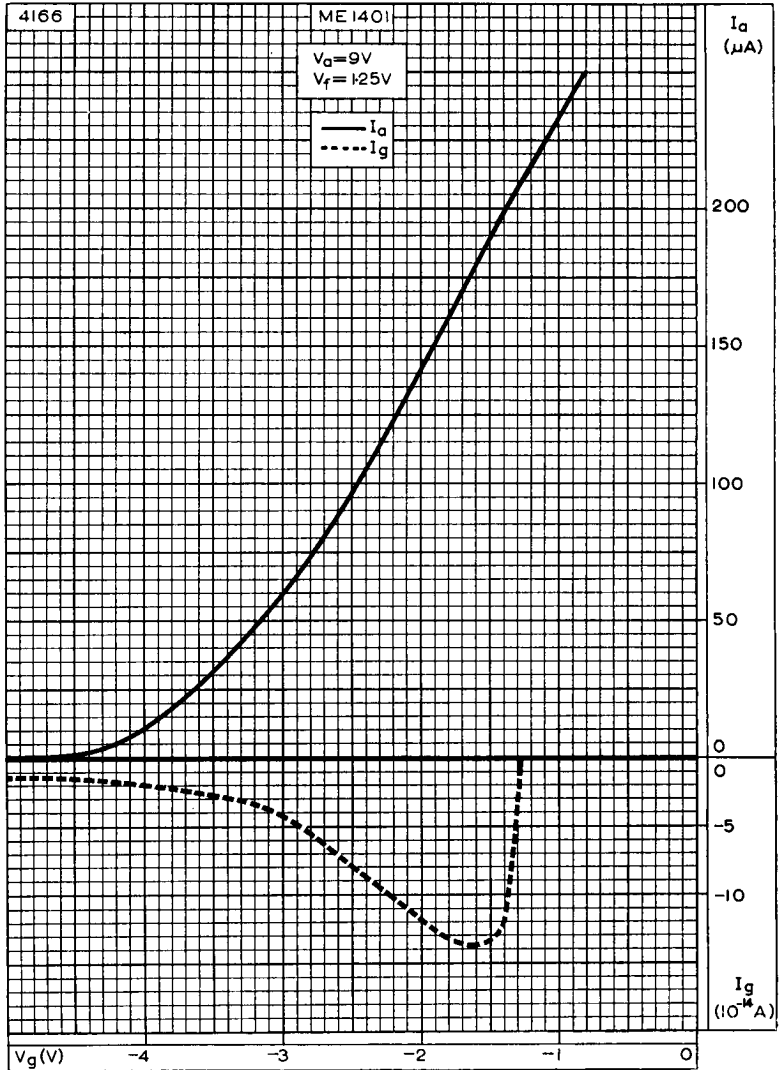
B5J/F Base



# SUBMINIATURE ELECTROMETER TRIODE

# ME1401

Subminiature electrometer triode with a grid current of  $10^{-13}$ A.

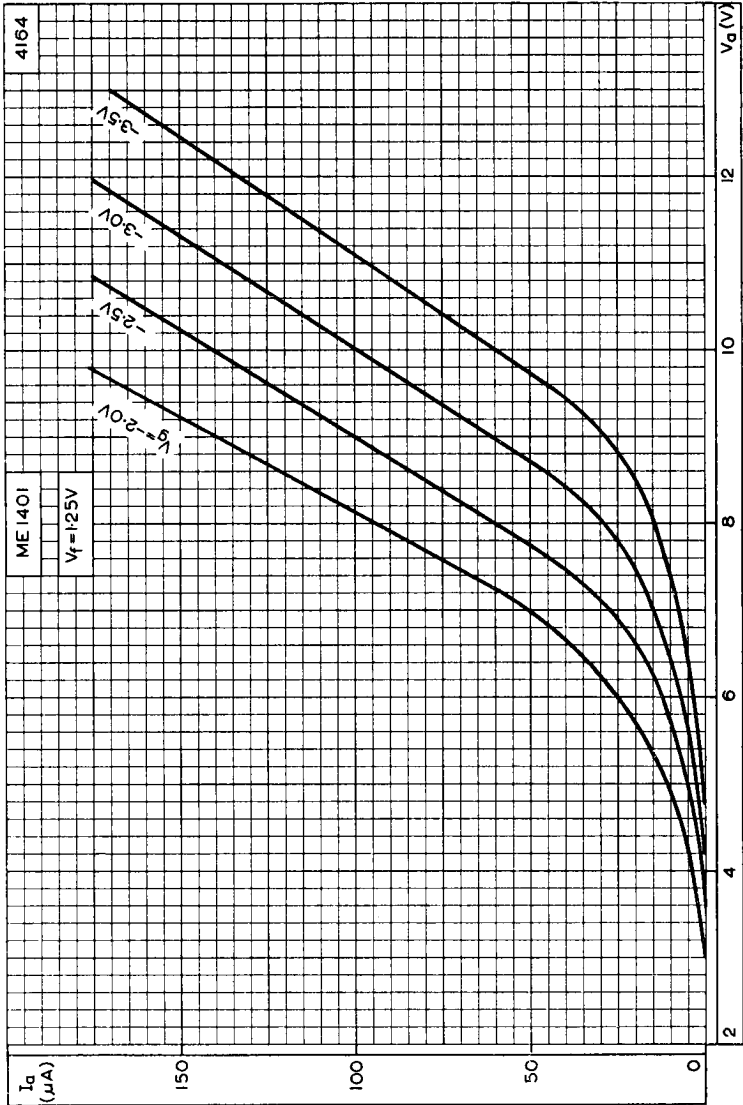


ANODE AND GRID CURRENTS PLOTTED AGAINST GRID VOLTAGE

# ME1401

## SUBMINIATURE ELECTROMETER TRIODE

Subminiature electrometer triode with a grid current of  $10^{-13}$ A.



ANODE CURRENT PLOTTED AGAINST ANODE VOLTAGE WITH GRID VOLTAGE AS PARAMETER