

SUBMINIATURE OUTPUT PENTODE

EL71

Audio output pentode.

HEATER

V_h	6.3	V
I_h	450	mA

MOUNTING POSITION

Any

Note - Direct soldered connections to the leads of this valve must be at least 5mm from the seal and any bending of the valve leads must be at least 1.5mm from the seal.

COOLING

In operation this valve may become very hot and to obtain satisfactory life it should be adequately cooled. A suitable method is to mount the valve in a metal clip which conducts the heat away to a suitable heat sink.

CAPACITANCES

C_{u-g1}	< 0.2	pF
C_{1n}	6.5	pF
C_{out}	7.5	pF

CHARACTERISTICS

V_a	100	V
V_{g2}	100	V
I_a	30	mA
I_{g2}	1.2	mA
g_m	4.2	mA/V
r_a	15	k Ω
V_{g1}	-8.3	V
$V_{g1} (I_a = 10\mu A)$	-40	V

TYPICAL OPERATING CONDITIONS

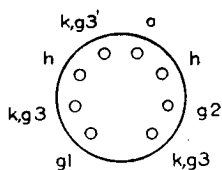
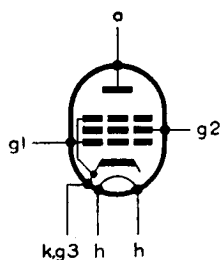
V_a e	110	V
V_{g2} e	110	V
I_a	30	mA
I_{g2}	1.2	mA
R_k	270	Ω
R_a	3.0	k Ω
$V_{in(r.m.s.)}$	6.4	V
P_{out}	1.0	W
D_{tot}	10	%

LIMITING VALUES (absolute ratings)

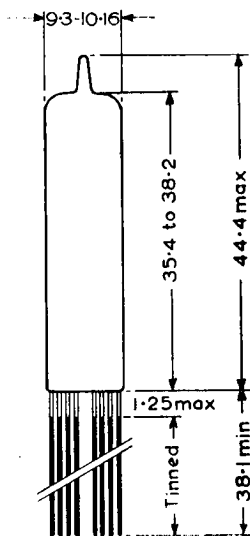
$V_{a(b)}$ max.	330	V
V_a max.	165	V
p_a max.	4.0	W
$V_{g2(b)}$ max.	310	V
V_{g2} max.	155	V
p_{g2} max.	1.0	W
$-V_{g1}$ max.	55	V
I_k max.	50	mA
$V_{h k}$ max.	200	V

EL71

SUBMINIATURE OUTPUT PENTODE



B8D/F Base



[5326]

All dimensions in mm