

High slope r.f. pentode.

HEATER

V_h	6.3	V
I_h	150	mA

MOUNTING POSITION

Any

Note – Direct soldered connections to the leads of this valve must be at least 5mm from the seal and any bending of the leads must be at least 1.5mm from the seal.

COOLING

In operation this valve may become very hot and to obtain satisfactory life it should be adequately cooled. A suitable method is to mount the valve in a metal clip which conducts the heat away to a suitable heat sink.

CAPACITANCES

	<i>shielded</i>	<i>unshielded</i>	
C_{a-g1}	<0.015	<0.03	pF
C_{in}	4.2	4.0	pF
C_{out}	3.4	1.9	pF

CHARACTERISTICS

V_a	100	V
* V_{g3}	0	V
V_{g2}	100	V
V_{g1}	-1.5	V
I_a	7.5	mA
I_{g2}	2.4	mA
g_m	5.0	mA/V
r_a	260	k Ω
$V_{g1} (I_a = 10\mu A)$	-9.0	V

*The suppressor grid should not be used for control or gating purposes.

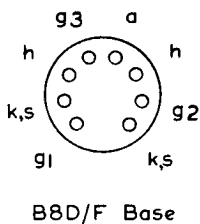
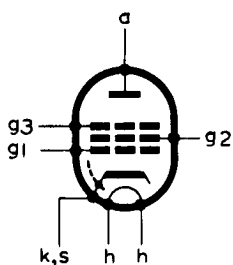
LIMITING VALUES (absolute ratings)

$V_{a(b)}$ max.	330	V
V_a max.	165	V
p_a max.	1.1	W
$V_{g2(b)}$ max.	310	V
V_{g2} max.	155	V
p_{g2} max.	550	mW
$-V_{g1}$ max.	55	V
I_k max.	16.5	mA
V_{h-k} max.	200	V

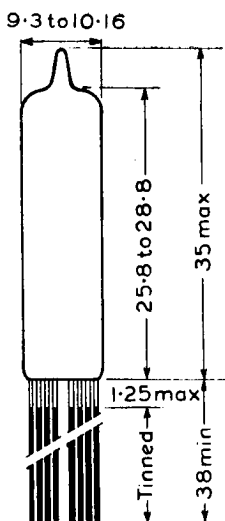
EF734

SUBMINIATURE R.F. PENTODE

High slope r.f. pentode.



B8D/F Base



5164

All dimensions in mm