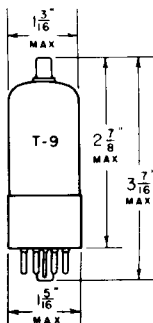


TUNG-SOL




DIODE TRIODE PENTODE

DETECTOR AMPLIFIER

COATED FILAMENT

SERIES	PARALLEL
2.8 V.	1.4 V.
.05 A.	0.1 A.



BOTTOM VIEW

GLASS BULB

INTERMEDIATE 8 PIN OCTAL BASE

THE 3A8GT IS A LOW FILAMENT DRAIN TYPE INCORPORATING IN ONE ENVELOPE A SINGLE DIODE, A HIGH MU-TRIODE, AND A VOLTAGE AMPLIFIER PENTODE. THE THREE UNITS ARE INDEPENDENT WITH THE EXCEPTION OF THE COMMON TAPPED FILAMENT. THE TUBE IS ESSENTIALLY THE EQUIVALENT OF A 1H5GT AND A 1N5GT IN ONE ENVELOPE.

RATINGS

	TRIODE	PENTODE	
MAXIMUM PLATE VOLTAGE	110	110	VOLTS
MAXIMUM SCREEN VOLTAGE	-	110	VOLTS

DIRECT INTERELECTRODE CAPACITANCES

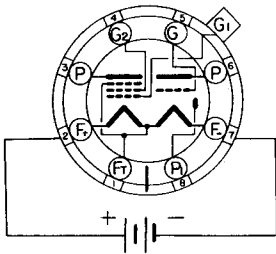
WITH CLOSE FITTING SHIELD CONNECTED TO FILAMENT

	TRIODE	PENTODE	
GRID TO PLATE	2.0	.012	$\mu\text{f}$
INPUT	2.6	3.0	$\mu\text{f}$
OUTPUT	4.2	10.0	$\mu\text{f}$

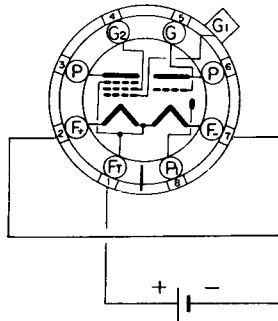
CONTINUED NEXT PAGE

PLATE  
1461  
AUG. 31  
1944

FILAMENTS CONNECTED  
IN SERIES



FILAMENTS CONNECTED  
IN PARALLEL



TYPICAL OPERATING CONDITIONS AND CHARACTERISTICS

CLASS A<sub>1</sub> AMPLIFIER

	TRIODE	PENTODE	
PLATE VOLTAGE	90	90	VOLTS
SCREEN VOLTAGE	-	90	VOLTS
GRID VOLTAGE <sup>A</sup>	0	0	VOLTS
PLATE CURRENT	0.2	1.5	MA.
SCREEN CURRENT	-	0.5	MA.
PLATE RESISTANCE (APPROX.)	0.2	0.8	MEGOHM
TRANSCONDUCTANCE	325	750	μMHOS
AMPLIFICATION FACTOR	65	-	

<sup>A</sup> GRID BIAS MEASURED FROM THE NEGATIVE FILAMENT OF EACH SECTION.

DIODE UNIT

THE DIODE PLATE IS LOCATED AT THE NEGATIVE END OF THE FILAMENT, AND IS INDEPENDENT OF THE TRIODE UNIT AND OF THE PENTODE UNIT EXCEPT FOR THE COMMON FILAMENT.

MINIMUM DIODE CURRENT WITH 10 VOLTS DC APPLIED IS 0.5 MA.

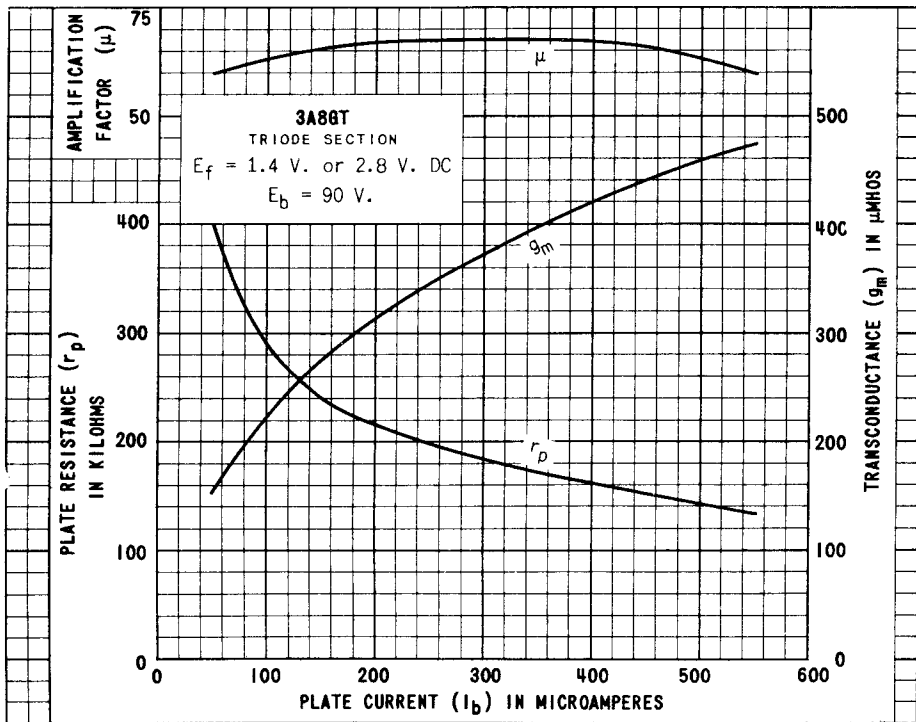
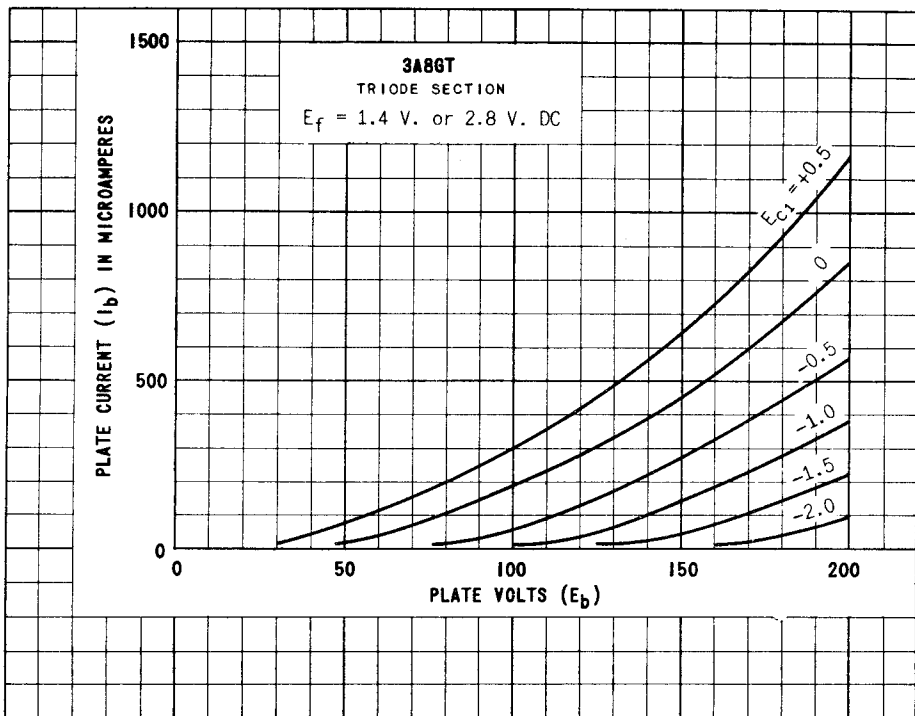


PLATE  
724-1  
MAY 20  
1940

# 3A8 GT

