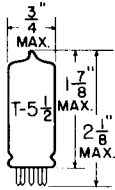


TUNG-SOL

POWER AMPLIFIER PENTODE



GLASS BULB


COATED FILAMENT

FILAMENT

1.4 VOLTS 0.1 AMPERE

DC

ANY MOUNTING POSITION



BOTTOM VIEW

MINIATURE BUTTON
7 PIN BASE

THE 1S4 IS A POWER AMPLIFIER PENTODE OF THE MINIATURE CONSTRUCTION, ESPECIALLY DESIGNED FOR OUTPUT SERVICE IN COMPACT, LIGHT-WEIGHT PORTABLE EQUIPMENT. THE HIGH OPERATING EFFICIENCY ALLOWS THE TUBE TO BE USED EXTREMELY LOW B SUPPLY VOLTAGES.

RATINGS

INTERPRETED ACCORDING TO RMA STANDARD WB-210

FILAMENT VOLTAGE	1.4	VOLTS
MAXIMUM PLATE VOLTAGE	90	VOLTS
MAXIMUM GRID #2 VOLTAGE	67.5	VOLTS
MAXIMUM CATHODE CURRENT (MAX.-SIGNAL)	11	MA.
MAXIMUM CATHODE CURRENT (ZERO-SIGNAL)	9	MA.

TYPICAL OPERATING CONDITIONS AND CHARACTERISTICS

CLASS A₁ AMPLIFIER

FILAMENT VOLTAGE	1.4	1.4	1.4	VOLTS
FILAMENT CURRENT	0.10	0.10	0.10	AMP.
PLATE VOLTAGE	45	67.5	90	VOLTS
GRID #2 VOLTAGE	45	67.5	67.5	VOLTS
GRID #1 VOLTAGE (REFERRED TO NEG. FIL. TERMINAL)	-4.5	-7	-7	VOLTS
PEAK AF GRID VOLTAGE	4.5	7	7	VOLTS
ZERO-SIGNAL PLATE CURRENT	3.8	7.2	7.4	MA.
ZERO-SIGNAL GRID #2 CURRENT	0.8	1.5	1.4	MA.
PLATE RESISTANCE (APPROX.)	0.1	0.1	0.1	MEG OHM
TRANSCONDUCTANCE	1 250	1 550	1 575	μMHOS
LOAD RESISTANCE	8 000	5 000	8 000	OHMS
TOTAL HARMONIC DISTORTION	12	10	12	PERCENT
MAXIMUM-SIGNAL POWER OUTPUT	0.065	0.18	0.27	WATTS

SIMILAR TYPE RPPRBBNC: Characteristics somewhat similar to type 3S4.

→ INDICATES A CHANGE OR ADDITION.

PRINTED IN U. S. A.

PLATE
1827
JUNE 2,
1947

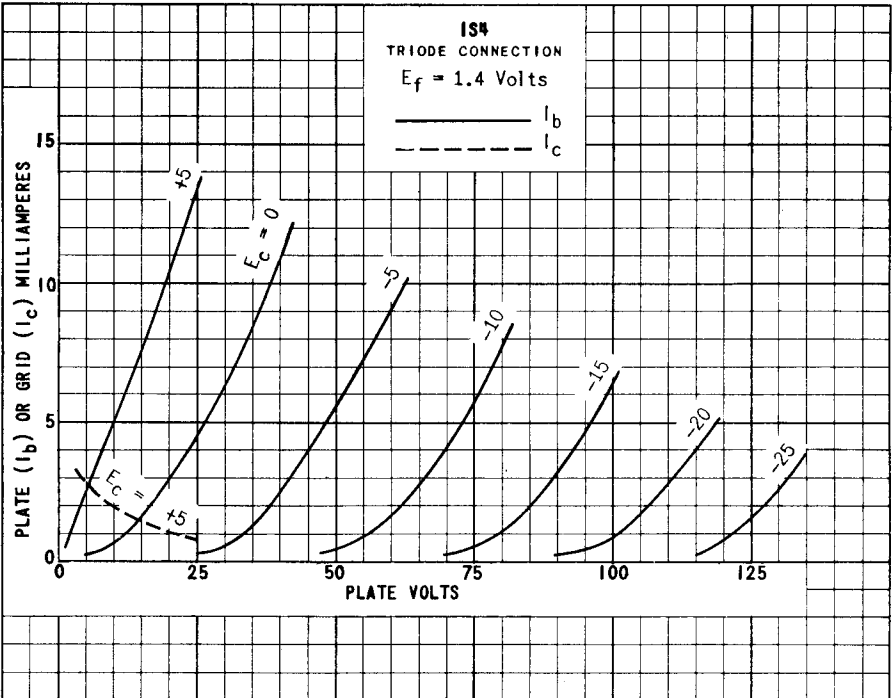
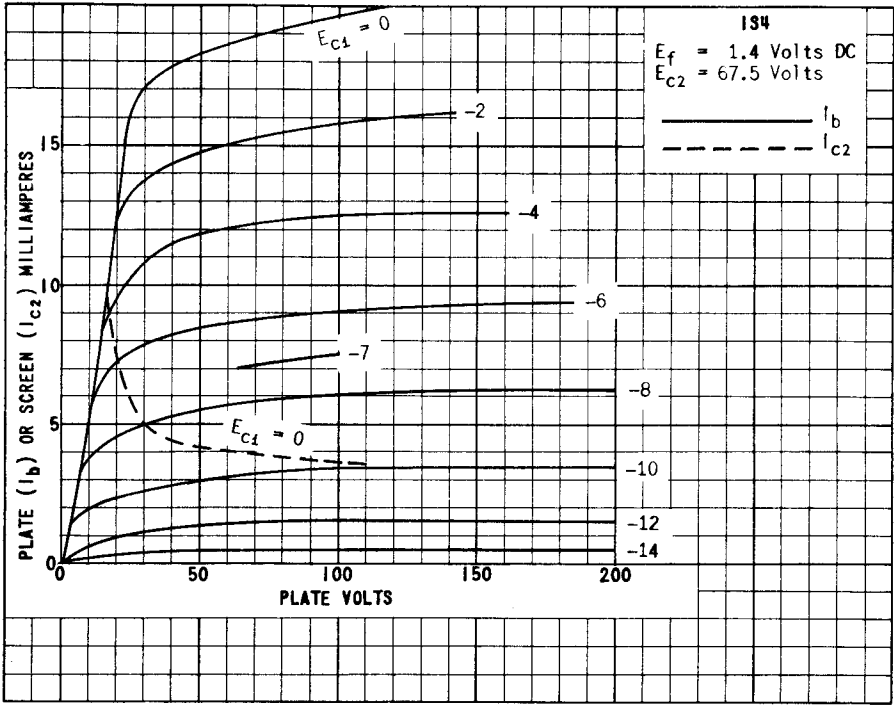
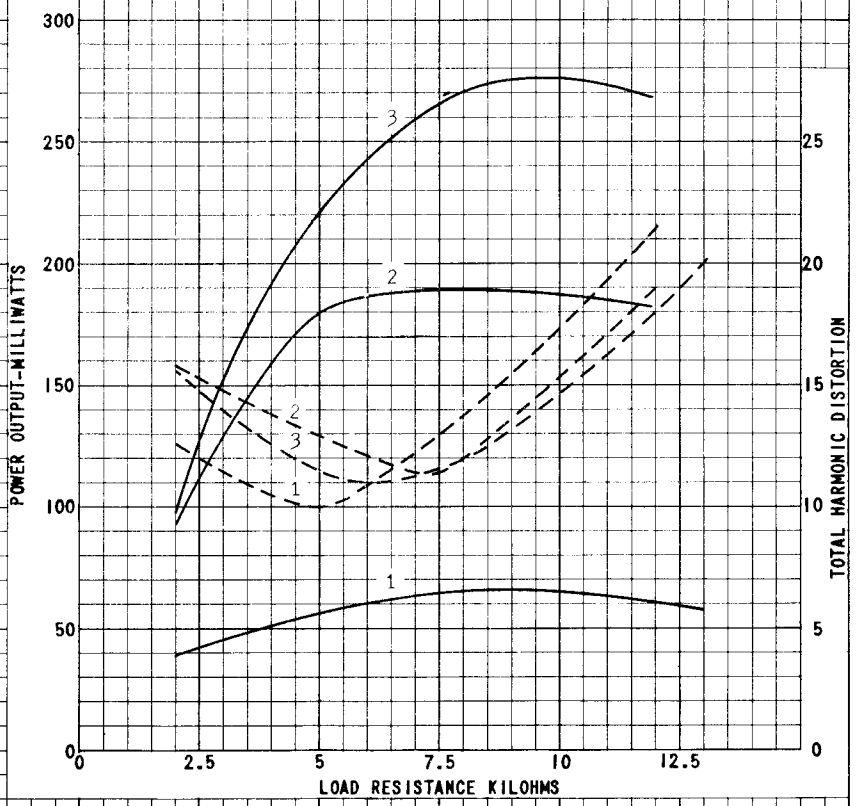


PLATE
 1828
 JUNE 2,
 1947

IS4
 $E_f = 1.4$ Voits DC

CURVE	PLATE VOLTS	SCREEN VOLTS	GRID VOLTS	SIGNAL VOLTS
1	45	45	-4.5	3.2
2	67.5	67.5	-7	4.95
3	90	67.5	-7	4.95

_____ P_o
 - - - - - Dist.



PRINTED IN U. S. A.

PLATE
1829
JUNE 2,
1947