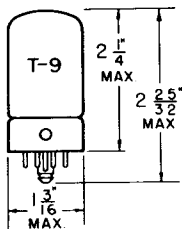


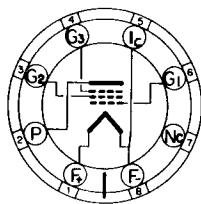
**TUNG-SOL**

**PENTODE**



**GLASS BULB**

COATED FILAMENT  
 1.4 VOLTS 50 MA.  
 AC OR DC  
 ANY MOUNTING POSITION



**BOTTOM VIEW**  
 LOCK-IN 8 PIN BASE  
 7A0

THE 1LG5 IS A FILAMENTARY TYPE SHARP CUT-OFF PENTODE VOLTAGE AMPLIFIER USING THE LOCK-IN CONSTRUCTION. IT IS PARTICULARLY ADAPTABLE TO PORTABLE RECEIVERS AS AN RF OR IF AMPLIFIER WHERE AUTOMATIC VOLUME CONTROL IS NOT REQUIRED.

**DIRECT INTERELECTRODE CAPACITANCES**  
 WITH EXTERNAL SHIELD #308 CONNECTED TO PIN #8

GRID TO PLATE: (G <sub>1</sub> TO P) MAX.	0.007	μμf
INPUT: G <sub>1</sub> TO (F&IS+G <sub>2</sub> +G <sub>3</sub> )	3.2	μμf
OUTPUT: P TO (F&IS+G <sub>2</sub> +G <sub>3</sub> )	7	μμf

**RATINGS**

INTERPRETED ACCORDING TO RMA STANDARD MB-210

FILAMENT VOLTAGE	1.4	VOLTS
MAXIMUM PLATE VOLTAGE	110	VOLTS
MAXIMUM GRID #2 VOLTAGE	110	VOLTS

**TYPICAL OPERATING CONDITIONS AND CHARACTERISTICS**

**CLASS A<sub>1</sub> AMPLIFIER**

FILAMENT VOLTAGE	1.4	1.4	VOLTS
FILAMENT CURRENT	50	50	MA.
PLATE VOLTAGE	90	90	VOLTS
GRID #3 VOLTAGE			
		PIN #4 CONNECTED TO PIN #8 AT SOCKET	
GRID #2 VOLTAGE	90	45	VOLTS
GRID #1 VOLTAGE	-1.5	0	VOLTS
GRID #1 RESISTOR	2	2	MEGOHMS
PLATE RESISTANCE (APPROX.)	0.5	>1	MEGOHM
TRANSCONDUCTANCE	1 150	800	μMHOS
PLATE CURRENT	3.7	1.7	MA.
GRID #2 CURRENT	0.9	0.4	MA.
GRID #1 VOLTAGE (APPROX.) FOR g <sub>m</sub> = 10 μMHOS	-19	-10	VOLTS

PRINTED IN U. S. A.

PLATE  
 2149  
 MAR. 1,  
 1949

# 1LG5

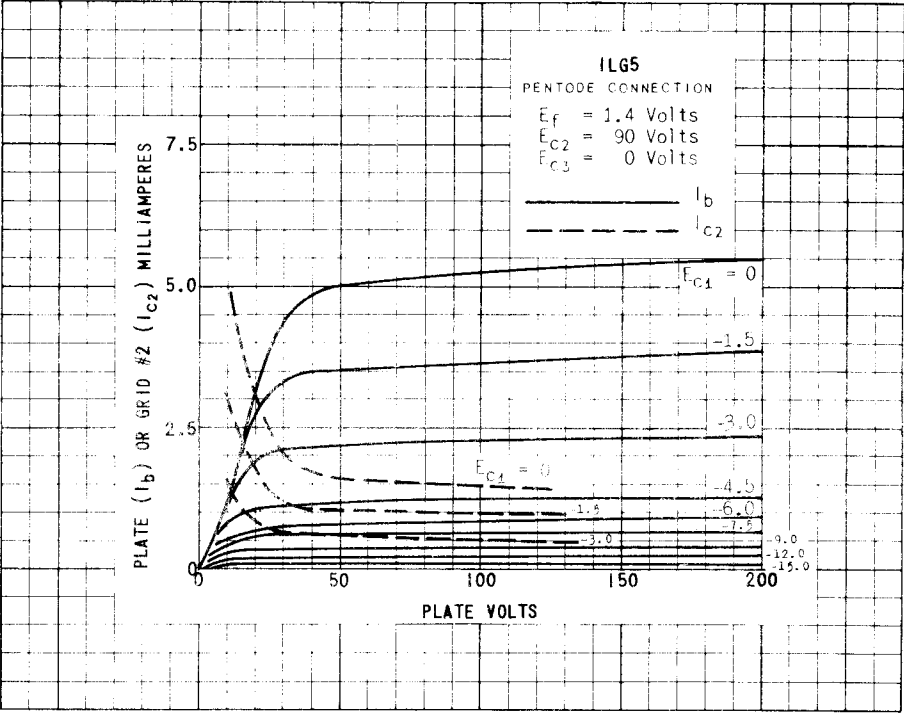
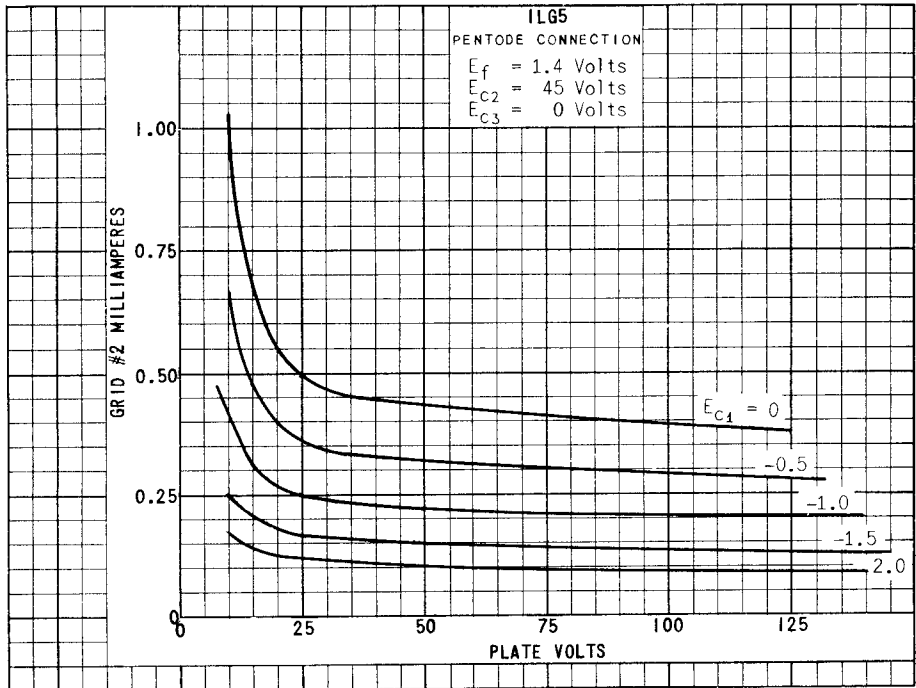
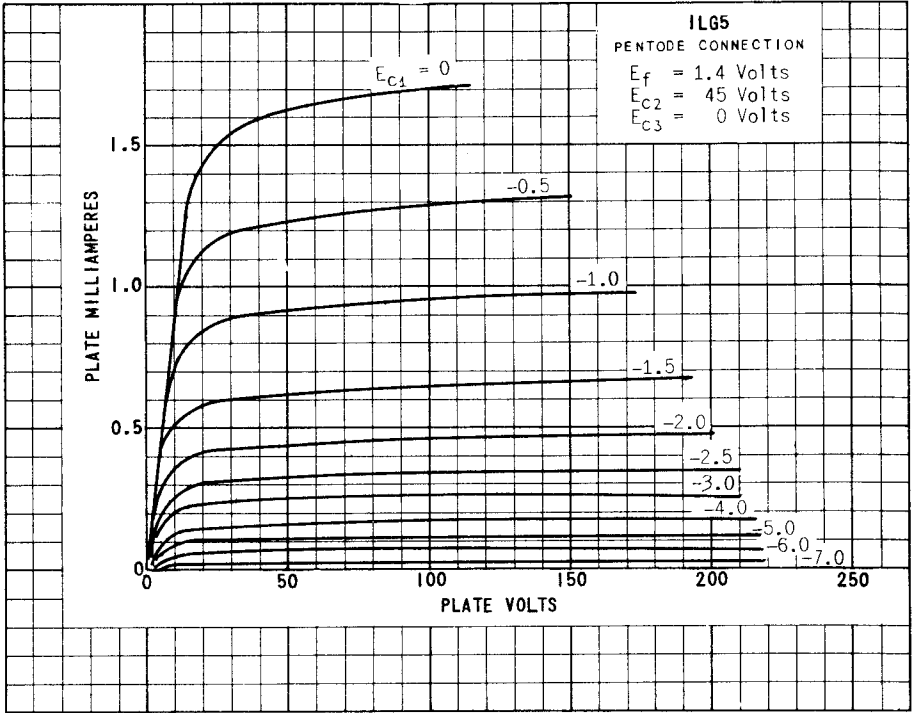


PLATE  
2150  
MAR. 1  
1949



PRINTED IN U. S. A.

PLATE 2151  
 MAR. 1, 1949

# 1L65

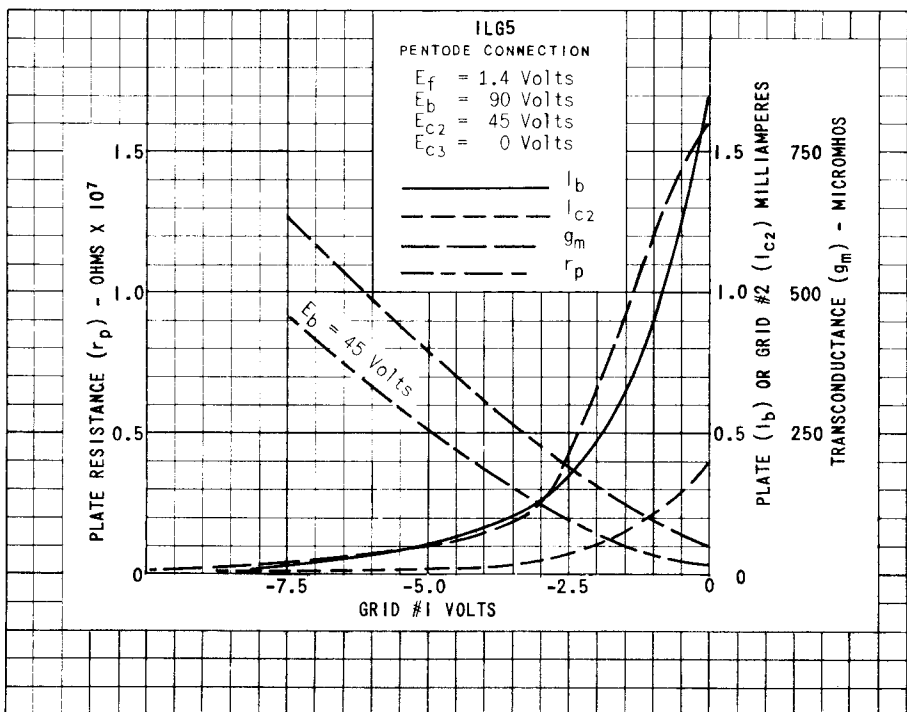
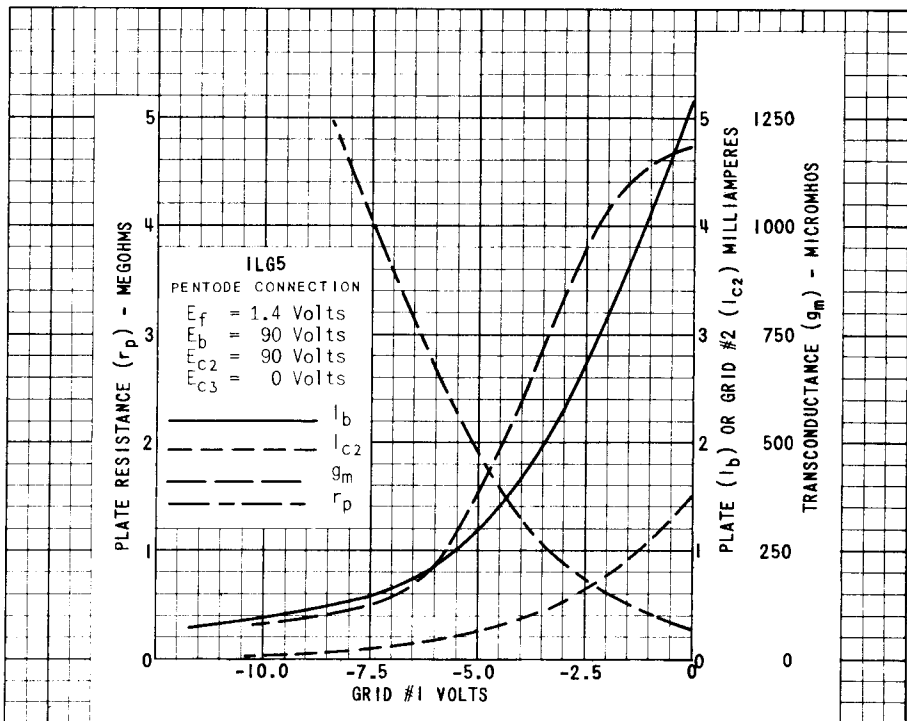


PLATE  
 2152  
 MAR. 1,  
 1949