

**TUNG-SOL**

**TRANSMITTING BEAM POWER AMPLIFIER 1625**

UNIPOTENTIAL CATHODE

HEATER

12.6 VOLTS 0.45 AMPERES

**RATINGS**

HEATER VOLTAGE (AC/DC)	12.6	VOLTS
MAXIMUM PLATE VOLTAGE	750	VOLTS
MAXIMUM SCREEN VOLTAGE	350	VOLTS
MAXIMUM PLATE DISSIPATION	30	WATTS
MAXIMUM SCREEN DISSIPATION	3.5	WATTS

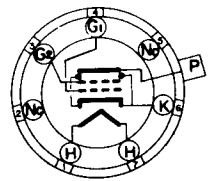
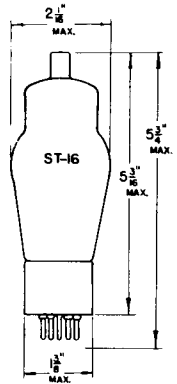
**DIRECT INTERELECTRODE CAPACITANCES (WITH EXTERNAL SHIELD)**

CONTROL GRID TO CATHODE	11	$\mu\mu\text{f}$
PLATE TO CATHODE	7	$\mu\mu\text{f}$
MAXIMUM GRID TO PLATE	.2	$\mu\mu\text{f}$

**TYPICAL OPERATING CONDITIONS AND CHARACTERISTICS**

RF CLASS C AMPLIFIER OR OSCILLATOR

HEATER VOLTAGE (AC/DC)	12.6	VOLTS
HEATER CURRENT	0.45	AMP.
PLATE VOLTAGE	600	VOLTS
SCREEN VOLTAGE	200	VOLTS
GRID CURRENT	6.0	MA.
SCREEN CURRENT	10	MA.
PLATE CURRENT	100	MA.
POWER OUTPUT	35	WATTS
GRID RESISTOR	10000	OHMS



**TRANSMITTING TRIODE 1626**

UNIPOTENTIAL CATHODE

HEATER


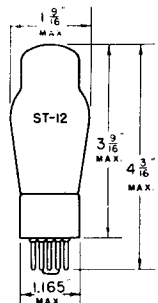
12.6 VOLTS 0.25 AMPERES

**RATINGS**

HEATER VOLTAGE (AC OR DC)	12.6	VOLTS
MAXIMUM PLATE VOLTAGE	250	VOLTS
MAXIMUM GRID VOLTAGE	-150	VOLTS
MAXIMUM PLATE DISSIPATION	5	WATTS

**TYPICAL OPERATING CONDITIONS AND CHARACTERISTICS**

HEATER VOLTAGE (AC OR DC)	12.6	VOLTS
HEATER CURRENT	0.25	AMP.
PLATE VOLTAGE	250	VOLTS
GRID VOLTAGE	-32	VOLTS
PLATE CURRENT	25	MA.
PLATE RESISTANCE	2500	OHMS
MUTUAL CONDUCTANCE	2500	$\mu\text{MHOS}$



PRINTED IN U. S. A.

PLATE  
1383-1  
DEC. 15  
1943