

—Standard Valves—

4022-AR Valve
-B Valve

4022-AR AND 4022-B VALVES

TRIODES.

All 4022 type valves are made to meet the specification for the 4022-AR valve, the limits of which are closer than those of the 4022-A valve which has now been abandoned.

SPECIFICATION.

Cathode.

Oxide coated filament.
Constant current type.

Base.

4022-A Medium 4-pin bayonet thrust.
4022-B Standard British 4-pin.

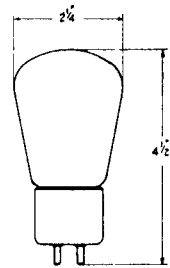
Dimensions.

	4022-AR	4022-B
Overall length ins.	$4\frac{1}{2}$	$4\frac{9}{16}$
cms.	11.4	11.6
Maximum diameter ins.	$2\frac{1}{4}$	$2\frac{1}{4}$
cms.	5.7	5.7
Net weight lbs.	0.14	0.14
gms.	65	65

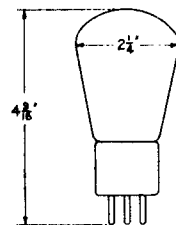
Constants.

Filament current	0.25 amps.
Nominal filament voltage	4 volts
*Impedance	5,500 ohms
*Amplification factor	12
*Mutual conductance	2.2 mA per volt
Max. direct anode voltage	190 volts
Grid-anode capacity	9.6 $\mu\mu\text{F}$.
Anode-filament capacity	4.3 $\mu\mu\text{F}$.
Grid-filament capacity	8.1 $\mu\mu\text{F}$.

* at $V_p = 130$ volts, $V_{g1} = -4.5$ volts.



4022-AR



4022-B

—Standard Valves—

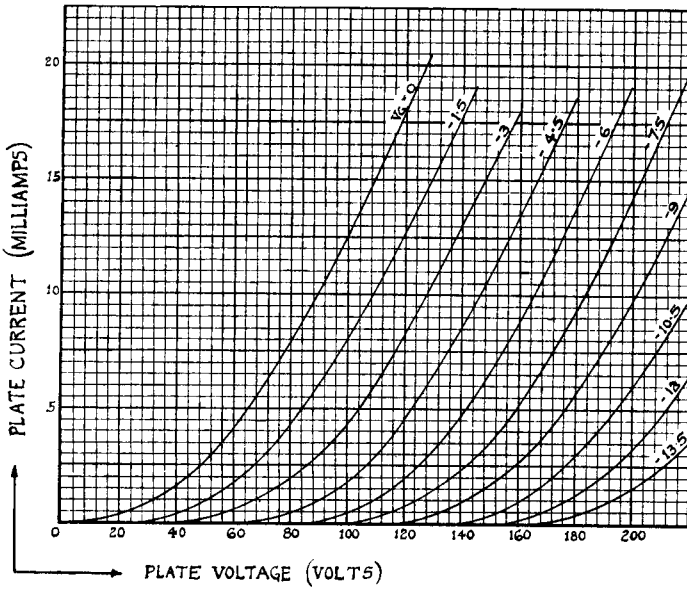
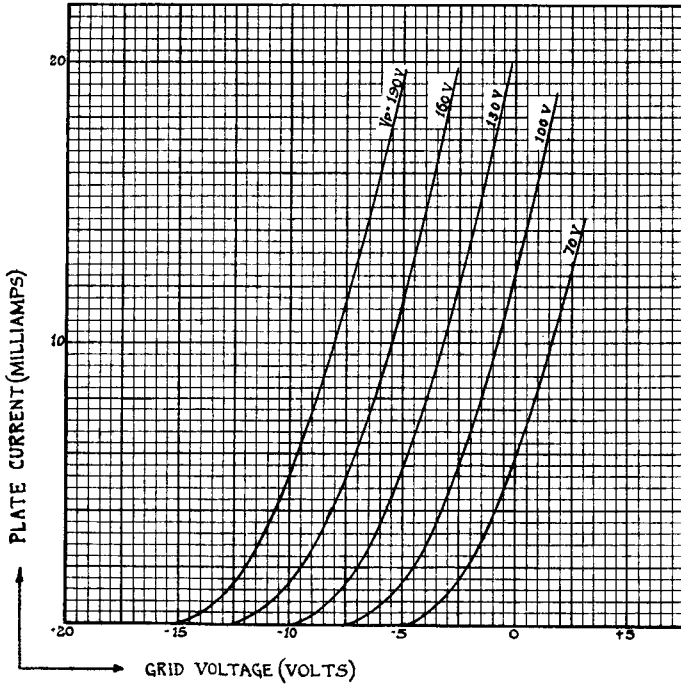
TYPICAL OPERATING CONDITIONS.

Anode voltage volts	Grid bias volts	Anode current mA.	Load resistance ohms	Output power mW.	2nd Harmonic db below fundamental	3rd Harmonic db below fundamental
130	—6	3.5	6,500	67	27	47
			13,000	65	35	48
			19,500	63	38	—
130	—4.5	6.5	5,000	120	18	30
			10,000	90	20	35
			15,000	75	33	—
130	—3	10.6	4,000	60	16	35
			8,000	50	16	36
			12,000	30	26	45
160	—6	8.8	4,000	110	34	40
			8,000	100	38	45
			12,000	80	41	—
160	—4.5	13.2	4,000	120	20	33
			8,000	100	20	37
			12,000	85	40	50
190	—6	16.2	4,000	160	34	41
			8,000	125	33	44
			12,000	85	46	—

Note :—Decreasing the output by N db below the value given in the table improves the harmonic level by N db.

—Standard Valves—

4022-AR Valve
-B Valve



V.4022-AB.2
Nov. 1937

PRINTED IN
ENGLAND